

DON'T STOP 'TIL YOU GET ENOUGH

Written and Composed by
MICHAEL JACKSON

Moderately slow $\text{♩} = 102$

N.C.

mf (Spoken:) You know I was, I was wondering, you know, that if we should keep on, because the force, it,

it's got a lot of power, and you make me feel like, you make me feel like... oo.

(strings)

B A/B B

A/B

The musical score is written for piano and strings. It features a key signature of three sharps (F#, C#, G#) and a 4/4 time signature. The tempo is marked 'Moderately slow' with a quarter note equal to 102 beats per minute. The score includes vocal lines with lyrics and a piano accompaniment. The piano part consists of a steady bass line in the left hand and chords in the right hand. The strings part features a melodic line in the upper register. Chord diagrams for B and A/B are provided for the piano accompaniment.

B



Verse:

B

A/B



B



1. Love - ly _____ is the feel - ing now. _____
 2. Touch me _____ and I feel on fire. _____

A/B




_____ Fe - ver, _____ tem-p'ra-tures
 Ain't noth - ing _____ like a

B



ris - in' now. _____ I'm
 love de - sire. _____

B A/B



B




Pow - er _____
 melt - ing _____
 3. Heart - break, _____

is the force, the_ vow _____
 like hot can - dle - wax. _____
 en - e - my des - pise. _____



A/B




_____ that makes it hap - pen, _____
 _____ Sen - sa - tion _____
 _____ E - ter - nal _____

and there's no
 love - ly
 love shines



B



A/B




ques - tions_ why. _____
 where we're_ at. _____
 in my_ eyes. _____

Oo, _____ get clo - ser _____
 Oo, _____ so let love _____
 Oo, _____ so let love _____



B



to my bod - y now, I won't be com-
 take us through the hours. I won't be com-
 take us through the hours. I won't be com-

A/B



B



love me, 'til you don't know how.
 plain - ing, this is love pow - er.
 plain - ing. Your love is all mine.

Chorus:
 Amaj7/B



Oo... Keep on with the force, don't stop. Don't stop 'til you get e-nough... Keep on...

B



with the force, don't stop. Don't stop 'til you get e - nough... Keep on...

Amaj7/B



with the force, don't stop. Don't stop 'til you get e - nough... Keep on...

B



To Coda 1.

N.C.

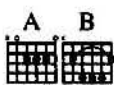
with the force, don't stop. Don't stop 'til you get e - nough...

2.


N.C.



Don't stop 'til you get e - nough...



1.



2. B A/B

G#m7

(strings)

B


A/B

B

D.S. S al Coda

The musical score is written for a vocal line and a piano accompaniment. The key signature is G major (one sharp) and the time signature is 4/4. The score is divided into four systems. The first system includes guitar chord diagrams for G#m7, B, and A/B. The second system includes a guitar chord diagram for B. The third system includes a guitar chord diagram for A/B. The fourth system includes a guitar chord diagram for B. The score ends with a double bar line and a Coda symbol. The instruction 'D.S. S al Coda' is written at the end of the fourth system.

Verse:
B A/B



⊕ Coda

Don't stop 'til you get e - nough... 4. Love - ly _____ is the

B



A/B



feel - ing_ now. _____ I won't_ be com - plain - ing, _

B



the force is love pow - er. _____ Oo. _____ Keep on_

Amaj7/B



— with the force, don't stop. Don't stop 'til you get e - nough. Keep on—

B



— with the force, don't stop. Don't stop 'til you get e - nough. Keep on—

Amaj7/B



— with the force, don't stop. Don't stop 'til you get e - nough. Keep on—

B



Repeat ad lib. and fade

— with the force, don't stop. Don't stop 'til you get e - nough. Keep on—