

Honor to Us All

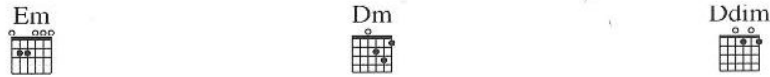
Music by MATTHEW WILDER
Lyrics by DAVID ZIPPEL

Very quickly, in 2



Bather: This is what you give me to work with. Well,

mf



hon-ey, I've seen worse. We're going to turn this sow's ear

L.H.



in - to a silk purse.

We'll have you washed and dried, primped and pol-ished till you



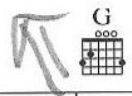
glow with pride. Trust my re - ci - pe for in - stant bride. You'll bring hon - or to us



all.


1 4 2

Hairdresser 1: Wait and see.




Hairdresser 2: When we're through boys will glad - ly go to war for you. *Hairdresser 1:* With good for - tune and a *Hairdresser 2:*

C



Hairdressers 1, 2 & Fa Li:
great hair - do you'll bring hon - or to us all. *All: A*



G




C




girl can bring her fam - i - ly great hon - or in one way - by




Fdim/




Am7




D




G




strik - ing a good match, and this could be the day.



C



Dressmaker 1: Men want girls with good taste, *Dressmaker 2:* calm, *Fa Li:* o - be - di - ent, *Dressmaker 1:* who





work fast - paced, *Fali:* with good breed - ing and a *Dressmaker 2:* ti - ny waist. *Dressmaker 1, 2 & Fali:* You'll bring hon - or to us



all. *Women:* We all must serve our Em - per - or who



guards us from the Huns; a man by bear - ing arms, a



girl by bear - ing sons. When we're through, you can't fail,

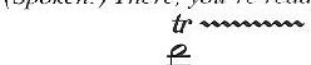


like a lo-tus blos-som, soft and pale. How could an-y fel-low say "No sale"?



You'll bring hon-or to us all.

Fa Li: (Spoken:) There, you're ready. *Grandmother Fa:* (Spoken:) Not yet. An apple for



smoothly

serenity... A pendant for balance... (Sung:) Beads of



Am

jade for beau - ty. You must

The first system of music features a vocal line in treble clef and a piano accompaniment in grand staff. The vocal line has a melodic line with a long note on 'ty.' and a rest on 'You'. The piano accompaniment consists of chords in the right hand and a bass line in the left hand. A guitar chord diagram for Am is shown above the system.

Fmaj7

proud - ly show it. Now add a

The second system continues the musical piece. The vocal line has a melodic line with a long note on 'it.' and a rest on 'Now'. The piano accompaniment continues with chords and a bass line. A guitar chord diagram for Fmaj7 is shown above the system.

G

crick - et just for luck and e - ven you can't

The third system shows the vocal line with a melodic line and a rest on 'and'. The piano accompaniment continues. A guitar chord diagram for G is shown above the system.

Ab Db

blow it. *Mulan:* An - ces - tors, hear my plea. Help me not to make a

The fourth system begins with a key signature change to D minor (two flats). The vocal line starts with a rest on 'blow it.' followed by a melodic line. The piano accompaniment continues with chords and a bass line. Guitar chord diagrams for Ab and Db are shown above the system.



fool of me and to not up-root my fam - 'ly tree. Keep my fa - ther stand -



- ing tall. *Young Girls & Mulan:* Scar - i - er than the un - der tak er,



we are meet - ing our match - mak - er. *All:* Des - tin - y



guard our girls and our fu - ture as it fast un - furls. Please look kind - ly on these

Bm Bm/A E/G# E

cul - tured pearls, each a per - fect por - celain doll. _____

Detailed description: This system contains the first two staves of music. The top staff is a vocal line in treble clef with a key signature of one sharp (F#). It features a melodic line with a triplet of eighth notes and a long note with a fermata. The bottom two staves are piano accompaniment in treble and bass clefs, with a key signature of one sharp. The piano part includes a triplet of eighth notes and a long note with a fermata. Chord diagrams for Bm, Bm/A, E/G#, and E are shown above the staff.

Asus

Please bring hon - or to us. Please bring hon - or to us. Please bring hon - or to us.

Detailed description: This system contains the third and fourth staves of music. The top staff is a vocal line in treble clef with a key signature of one sharp. It features a melodic line with a triplet of eighth notes and a long note with a fermata. The bottom two staves are piano accompaniment in treble and bass clefs, with a key signature of one sharp. The piano part includes a triplet of eighth notes and a long note with a fermata. A chord diagram for Asus is shown above the staff.

A7 D

Please bring hon - or to us. Please bring hon - or to us all. _____

Detailed description: This system contains the fifth and sixth staves of music. The top staff is a vocal line in treble clef with a key signature of one sharp. It features a melodic line with a triplet of eighth notes and a long note with a fermata. The bottom two staves are piano accompaniment in treble and bass clefs, with a key signature of one sharp. The piano part includes a triplet of eighth notes and a long note with a fermata. Chord diagrams for A7 and D are shown above the staff.

Detailed description: This system contains the seventh and eighth staves of music. The top staff is a vocal line in treble clef with a key signature of one sharp, featuring a long note with a fermata. The bottom two staves are piano accompaniment in treble and bass clefs, with a key signature of one sharp, featuring a long note with a fermata.