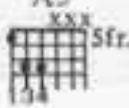













THE CALL OF KTULHU

Scan All Your Sheet Music
And Share It...!!!

Music by
James Hetfield, Lars Ulrich,
Cliff Burton and Dave Mustaine

A5 5fr. 
 E5VII 7fr. 
 D#5 6fr. 
 F#5IX 9fr. 
 Dm 
 Dm(#5) 
 Dm6 
 Dm7 5fr. 
 E5 
 G5 3fr. 
 F#5 
 B5 

Moderately ♩ = 140

Dm
Rhy. Fig. 1 (Gtr. I)

mp *fingerstyle



*Let fingerstyle sections ring (throughout).

C/D  Dm  (end Rhy. Fig. 1)



2. Am Rhy. Fig. 2 Am/D# *Play 4 times*



Dm Rhy. Fig. 3 Dm(#5) Dm6 Dm7 *Play 4 times* w/Rhy. Fig. 2 Am *Play 4 times*



*Swell w/volume knob.

w/Rhy. Fig. 3
 7fr. D
 (Gtr. III) P.M. *Play 4 times*

A5 Rhy. Fig. 4 *Play 4 times*
 E5^{VI} D#5
 E5^{VI} F#5^{IX} *sl.*

Rhy. Fig. 5

*Play 4th time only.

4th time w/Fill 1
 Dm Dm(#5) Dm6 Dm7 *Play 4 times*

Rhy. Fig. 6
 Rhy. Fig. 7

w/Rhy. Figs. 4 & 5
 A5 E5 D#5 *Play 4 times*
 E5 F#5

w/Rhy. Figs. 6 & 7
 4th time w/Fill 1
 Dm Dm(#5)

Play 4 times Dm6 Dm7
 A5 Rhy. Fig. 8 *Play 4 times*
 E5 D#5 E5 F#5 w/Rhy. Fig. 6
 4th time w/Fill 2
 Dm Dm(#5) Dm6 *Play 4 times*
 Dm7

Fill 1

pp w/Wah wah *sim.*

Fill 2

pp w/Wah wah

Guitar solo
w/Rhy. Fig. 8 (4 times)

A5 E5 D#5 E5 F#5 A5 E5 D#5 E5 F#5

A5 E5 D#5 E5 F#5 A5 E5

D#5 E5 F#5 Dm Dm(#5) Dm6 Dm7

w/Rhy. Fig. 6 (4 times)

Dm Dm(#5) Dm6 Dm7 Dm Dm(#5)

Dm6 Dm7 Dm Dm(#5) Dm6 Dm7

w/Rhy. Fig. 8 (4 times)

A5 E5

*Pull off and bend simultaneously.

D#5 E5 F#5 A5 E5 D#5 E5 F#5

sl. *sl.*

8va

A5 E5 D#5 E5 F#5 A5 E5

8va

Full

D#5 E5 F#5 Dm Dm(#5)

8va

w/Rhy. Fig. 6 (4 times)

w/Delay

P P P P P P P P P P P P P P P P

Dm6 Dm7 loco Dm Dm(#5)

8va

P P P P P P P P P P P P P P P P

Dm6 Dm7 Dm Dm(#5)

6 6

sl. H P H P T P P H *sim.* T P P H T P T P P H T P T P P H

sl. H P H P T P P H T P T P P H T P T P P H

*Tap w/edge of pick.

Dm6 Dm7 6 Dm Dm(#5)

7 5 7 5 7 5 7 10 12 10 12 10 7 10 12 10 12 10 7

TP TP H P TP TP TP H TP TP P TP TP H P

10 10 10 7 10 7 14 10 14 7 10 16 7 10 16 7 16 10 7 17 10 17 7 10 7

Dm6 Dm7

TP TP H TP H TP H P TP TP TP P

10 10 10 7 10 10 7 10 10 7 10 7 20 10 21 7 22 10 7

w/Rhy. Fig. 8 A5 E5 D#5 Play 4 times w/Rhy. Fig. 6 Dm Dm(#5) Dm6 Dm7 Play 4 times

E5 F5 F#5 G5

P.M. P.M. P.M. P.M. P.M.

G5 Ab5 A5 Bb5

P.M. P.M. P.M. P.M. P.M.

A5 E5 D#5 A5 E5 D#5 A5 E5

w/Wah wah trem. bar

w/Rhy. Fig. 10 (3 times)

D#5 A5 E5 D#5 Am Am/D#

slack trem. bar slack P.M. Play 4 times

1.2.3. 4.

Dm Dm(#5) Dm6 Dm6 E5

P.M. P.M.

Rhy. Fig. 11

G5 F#5 G5 E5 E5^{vii} E5 G5 F#5 G5 E5

Full Full Full

Play 4 times (end Rhy. Fig. 11)

w/Rhy. Fig. 11

(Two gtrs.)

G5 F#5 G5 E5

H P H P H P H P

f

(Three gtrs.)

w/Rhy. Fig. 11

G5 F#5 G5 E5

H P H P H P H P

2.

E5 B5

rit.

