

# PARANOID ANDROID

Words and Music by  
 Thomas Yorke, Jonathan Greenwood, Philip Selway  
 Colin Greenwood and Edward O'Brien

♩ = 84

**Cm** **B♭6add4** **F9** **F9/A** **Gm** **Gm/A** **Gm/B♭**

The score is divided into three systems. The first system includes guitar chords (Cm, B♭6add4, F9, F9/A, Gm, Gm/A, Gm/B♭) and tablature for the first two systems. The second system continues the guitar and bass lines with various chords (Gm6/E, Gm6, Gm, Gm/A, Gm/B♭, Gm6, Gm6, Gm6) and includes a vocal line with lyrics. The third system continues the guitar and bass lines with chords (Cm, B♭6add4, F9, F9/A, Gm, Gm/A, Gm/B♭) and includes a vocal line with lyrics. The lyrics are: "Please could you stop the noise, I'm tryin' a get some rest, When I am King you will be first a gainst the wall, with fig. 1 with fig. 2".

with fig. 1

with fig. 2

Gm6/E Gm<sup>6</sup> Gm6 Gm Gm/A Gm/Bb Gm6/E Gm6 Cm Bb6add4

from all the un -  
with your op - in -

F9 F9/A Gm Gm/A Gm/Bb Gm6/E Gm<sup>6</sup> Gm6

- born chick - en voic - es in my head.  
- ions which are of no con - se - quence at

Gm6 Dmadd9/F E7 Gm6

all. What's that? What's

Dmadd9/F E7

that?

2nd time  
1st time

[A] fig. 3






C  8fr


fig. 4


Csus4  8fr


A $\flat$ 6  4fr


B $\flat$   6fr


C  8fr


Csus4  8fr


A $\flat$ 6  4fr


B $\flat$   6fr





C  8fr


Csus4  8fr


A $\flat$ 6  4fr


B $\flat$   6fr


C  8fr

Csus4  8fr


C  8fr

C $\flat$   7fr

B $\flat$   6fr

A $\flat$   4fr

Am




[A]





- bi-tion makes you look ve-ry ug-ly. \_\_\_\_\_


Kick-ing squeal-ing Guc-ci lit-tle pig-gy. \_\_\_\_\_


with fig. 3


C  3fr


Csus4  3fr


A $\flat$ 6  4fr


B $\flat$   6fr


C  8fr


Csus4  8fr


A $\flat$ 6  4fr


B $\flat$   6fr





C  8fr


Csus4  8fr


A $\flat$ 6  4fr


B $\flat$   6fr


C  8fr


Csus4  8fr

C  8fr

C $\flat$   7fr

B $\flat$   6fr

A $\flat$   4fr



2:46



You don't re - mem - ber, you don't re - mem - ber, why don't you re-mem-ber my name? \_\_\_\_\_

distortion

Off with his head\_ man, off\_ with his head man. Why won't he re-mem-ber my name? I guess he does.

gliss., random picking

C Ab Bb F C Ab Bb F C Ab Bb F



N.C.

3:08

[A]

8va

First system of musical notation. It consists of two systems of staves. The top system has a single treble clef staff with a melodic line and a guitar TAB staff below it. The bottom system has a single treble clef staff with a melodic line, an 8va (octave) marking above it, and a guitar TAB staff below it. The TAB staves contain fret numbers and some triplets.

Second system of musical notation. It consists of three systems of staves. The top system has a treble clef staff with chords and a guitar TAB staff below it. Above the treble staff are chord diagrams for C, Ab, Bb, F, and C, with fret numbers like '4fr' and '6fr'. The middle system has a treble clef staff with a melodic line and a guitar TAB staff below it. The bottom system has a guitar TAB staff with fret numbers.

Third system of musical notation. It consists of three systems of staves. The top system has a treble clef staff with chords and a guitar TAB staff below it. Above the treble staff are chord diagrams for C, Ab, Bb, F, C, N.C., and F. The middle system has a treble clef staff with a melodic line and a guitar TAB staff below it. The bottom system has a guitar TAB staff with fret numbers.

♩ = 63

Chords: Cm (3fr), G/B, Bb6 (6fr), A (5fr)

Ah, \_\_\_\_\_ Ah, \_\_\_\_\_

Acoustic guitar *rhythm sim.*

Chords: Dm (5fr), A (5fr), Dm (5fr), Dm7/C (5fr), Bb (6fr), F/A (5fr), Gm (3fr), F, E, Esus4, E, A (5fr), Asus4 (5fr), A (5fr)

Ah, \_\_\_\_\_ Ah, \_\_\_\_\_

4:08 4:38 Chords: Cm (3fr), G/B, Bb6 (6fr), A (5fr), Dm (5fr), A (5fr), Dm (5fr), Dm7/C (5fr)

Rain down rain down, come on rain down on me

Chords: Bb (6fr), F/A (5fr), Gm (3fr), F, E, Esus4, E, A (5fr), Asus4 (5fr), A (5fr)

from a great height, from a great height, height.

5:09 Chords: Cm (3fr), G/B, Cm/Bb (3fr), A (5fr), Dm (5fr), A (5fr), Dm (5fr), Dm7/C (5fr)

That's it sir you're leav-ing the crack-le of pig-skin the dust and the scream-ing. The yup-pies net-work-ing, Ah!

Chords: Bb (6fr), F/A (5fr), Gm (3fr), F, E, Esus4, E, E, Esus4, E

The pan-ic the vom-it, the pan-ic, the vom-it. God loves his child-ren, God loves his child-ren.

5:39 ♩ = 84 [A]

Yeah!

distortion, squelch

with acoustic guitar, fig. 3

