

THIS LOVE

Words and Music by ADAM LEVINE
and JESSE CARMICHAEL

Moderately

G7/B



Cm



First system of musical notation, measures 1-2. The key signature has two flats (B-flat and E-flat), and the time signature is 4/4. The music is marked *f* (forte). The first measure contains a triplet of eighth notes in the right hand and a quarter note in the left hand. The second measure contains a triplet of eighth notes in the right hand and a quarter note in the left hand. Chord diagrams for G7/B and Cm are shown above the staff.

Fm7



Ddim7



Second system of musical notation, measures 3-4. The key signature has two flats (B-flat and E-flat), and the time signature is 4/4. The music is marked *f* (forte). The first measure contains a triplet of eighth notes in the right hand and a quarter note in the left hand. The second measure contains a triplet of eighth notes in the right hand and a quarter note in the left hand. Chord diagrams for Fm7 and Ddim7 are shown above the staff.

G7/B



Cm



Third system of musical notation, measures 5-6. The key signature has two flats (B-flat and E-flat), and the time signature is 4/4. The music is marked *f* (forte). The first measure contains a triplet of eighth notes in the right hand and a quarter note in the left hand. The second measure contains a triplet of eighth notes in the right hand and a quarter note in the left hand. Chord diagrams for G7/B and Cm are shown above the staff.

Fm7



Ddim7



Fourth system of musical notation, measures 7-8. The key signature has two flats (B-flat and E-flat), and the time signature is 4/4. The music is marked *f* (forte). The first measure contains a triplet of eighth notes in the right hand and a quarter note in the left hand. The second measure contains a triplet of eighth notes in the right hand and a quarter note in the left hand. Chord diagrams for Fm7 and Ddim7 are shown above the staff.

G7/B



Cm



I was so high I did not recognize the fire burning in
I tried my best to feed her appetite, keep her coming ev -

Fm



Ddim7



— her eyes. The chaos that controlled my mind.
— 'ry night. So hard to keep her satisfied.

G7/B



Cm



I whispered good - bye, she got on a plane never to re - turn -
Kept play - ing love like it was just a game. Pre - tend - ing to feel -

Fm



Ddim7



— a - gain. But al - ways in my heart. — oh.
— the same then turn a - round and leave a - gain, but oh. —

Cm7 Fm Bb7 Eb Cm7 Fm

This love has tak-en it's toll — on me. She said good-bye — too

Bb7 Eb Cm7 Fm Bb7 Eb



man-y times be-fore. And her heart is break-ing in front_ of me. And

Cm7 F7 Ab G7 G7/B


I have no choice_ 'cause I won't say good-bye an - y - more, — woah, —



Cm Fm

woah, — woah, —


2. **Ddim7**  **Fm7** 



I'll fix these bro - ken things.




Ebmaj7  **Bdim7** 



Re - pair your bro - ken wings. and make sure ev - 'ry - thing's al -




Cm  **Fm7** 

- right. It's al - right. My pres - sure on your hips.



Ebmaj7  **G7** 

Sink - ing my fin - ger - tips to ev - 'ry inch of you be - cause I know




Cm7  Fm 


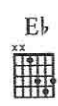
— that's what you want me to do. — This love has



Bb7  Eb  Cm7  Fm 

tak - en its toll on me. She said good - bye — too



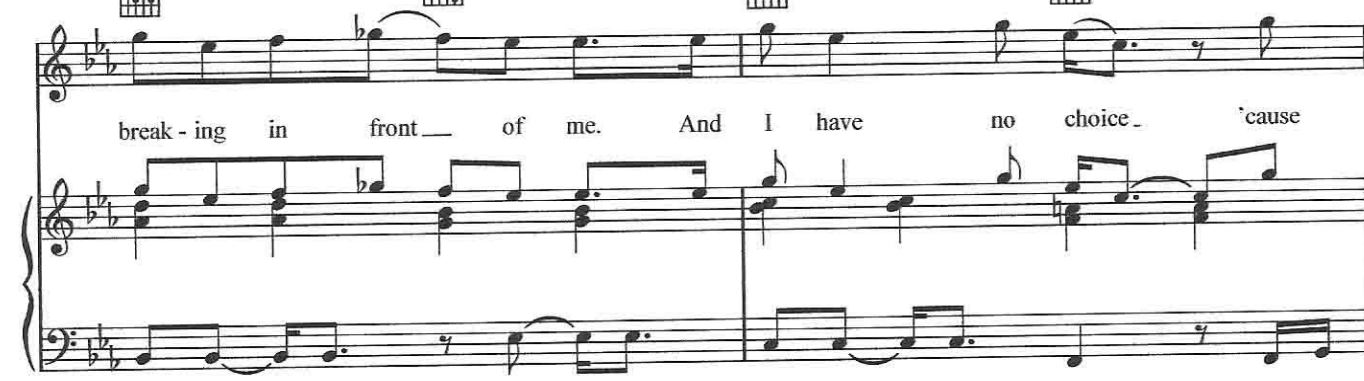
Bb7  Eb  Cm7  Fm 

man - y times be - fore. — Her heart is



Bb7  Eb  Cm7  F7 



break - ing in front of me. And I have no choice 'cause





I won't say good - bye an - y - more.

This love has



tak - en it's toll ___ on me She said good - bye ___ too



man - y times be - fore.

(1.) And my heart is break - ing in front_ of me.
(2.3.) Her heart is break - ing in front_ of me.



Play 3 times



She said good - bye ___ too man - y times be - fore. ___
I have no choice_ 'cause I won't say good - bye an - y - more



Cm7

Fm

Bb7

Eb

Cm7

Fm



Musical notation for the first system, including treble and bass staves with chords and melodic lines.

Bb7

Eb

Cm7

Fm

Bb7

Eb



Musical notation for the second system, including treble and bass staves with chords and melodic lines.

Cm7

F7

Ab

G7



Musical notation for the third system, including treble and bass staves with chords and melodic lines.

Repeat and Fade

Cm7

Fm7

Bb7

Eb

Optional Ending

Cm



Musical notation for the final system, including treble and bass staves with chords and melodic lines.