

I Just Want To Be Your Everything

Words and Music by Barry Gibb

Moderately
N.C.

Piano introduction in G major, 4/4 time. The music consists of two staves. The right hand plays chords and moving lines, while the left hand plays a bass line. A fermata is placed over the final chord. A '2' and '4' are written at the end of the staff.

Am7

A guitar chord diagram for Am7, showing the fretting pattern on the strings.

First system of the song. It includes a vocal line with lyrics and a piano accompaniment. The lyrics are: "For so long, you and me been find-ing each oth - er / Dar-ling, for so mine, I would wait for - ev - er for those / long, you and me been find-ing each oth - er". The piano accompaniment features a bass line and chords. A fermata is placed over the first two measures of the piano part.

Gmaj7

A guitar chord diagram for Gmaj7, showing the fretting pattern on the strings.

Am7

A guitar chord diagram for Am7, showing the fretting pattern on the strings.

Second system of the song. It includes a vocal line with lyrics and a piano accompaniment. The lyrics are: "for so long. And the feel - ing that I feel for you is / lips of wine. Build my world a - round you, dar - ling, / for so long. And the feel - ing that I feel for you is". The piano accompaniment features a bass line and chords. A fermata is placed over the first two measures of the piano part.

Cmaj7



G



Em



more than strong, girl,— take it from me. If you
 this love will shine, girl,— watch it and see. If you
 more than strong, girl,— watch it and see. If you

1. Am7



Am7/D



give a lit-tle more than you're ask-ing for, your love will turn the key,— Dar-ling

2. 3.



Am7/D



give a lit-tle more than you're ask-ing for, your love will turn the key.—

Chorus



Cmaj7



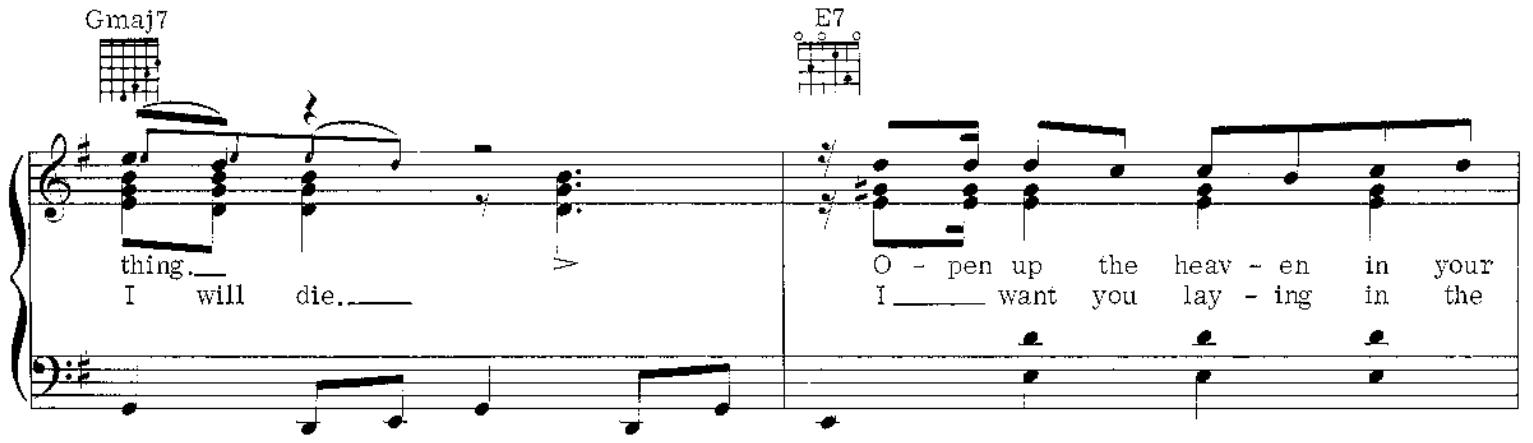
D7






I, _____ I just want to be— your ev - 'ry -
 Oh, _____ If I stay here with-out— you, dar - ling,


Gmaj7  E7 



thing. I will die. O - pen up the heav - en in your I want you lay - ing in the




Am7  Am7/D  D7  (Add small notes 2nd time)



heart and let me be the things you are to me, and not some love I have to bring... I'd do an - y - thing to be your



1. Gmaj7  G+ 

pup - pet on a string.



2. G  G+ 

ev - 'ry - thing..

D. C. and fade on Chorus

