

CHRISTMAS BOOK

LEVEL

1

# PIANO

*Adventures*<sup>®</sup> by Nancy and Randall Faber  
A BASIC PIANO METHOD

*Christmas*

WITH  
SIGHTREADING  
STOCKING  
STUFFERS



FABER  
PIANO ADVENTURES

EXCLUSIVELY DISTRIBUTED BY  
HAL • LEONARD<sup>®</sup>

## **Piano Adventures® Level 1**

### **CHRISTMAS BOOK**

---

#### **Contents include:**

Stuffing the Stockings (interval review)

Angels We Have Heard on High

Deck the Halls

Jingle Bells

O Come, All Ye Faithful

O Come Little Children

Up on the Housetop

We Three Kings of Orient Are

# Angels We Have Heard on High



Quickly, with joy

3 on E?

Traditional

*f* An - gels the we have heard on high,  
And the moun - tains in re - ply,

1 on G?

5 on C?

5 13

*mf* sweet - ly sing - ing their o'er the plains,  
ech - o - ing their joy - ous strains.

repeat!

17 29

21 33

*f* Glo - - - - -

L.H. ② over

(Return L.H. to C Position)

Teacher Duet: (Student plays 1 octave higher)

R.H. *p*<sup>2</sup>

L.H. *p*<sup>2</sup>

*mp*

cresc. *mf*



4

ri - a

{ in ex -  
in ex -

1

Repeat from measure 17.

3

cel - sis De - o!

cel - sis De - o!

1 3

Sightread one "stocking stuffer" a day while you are learning the carol. The words to the "stocking stuffers" are familiar, but the **melodies have changed!**



("variations" for sightreading)

Circle the stocking after sightreading!



1 on \_\_\_?

*f* (An - gels we have heard on high,)



(Sweet - ly sing - ing o'er the plains.)

*mf* 3 on \_\_\_?



5 on \_\_\_?

*mf* (Glo - - - - - ri - a.)



Can you find the melody of Day 2 in the carol? Hint: It is in the treble clef.



Can you sing from measure 17 to the end of the carol?

# Up on the Housetop



Words and Music by Benjamin R. Hanby

Lively

2 on \_\_\_?

*mf* Up Down on through the house - top chim - ney (with) rein - deer lots of pause, toys,

2 on \_\_\_?

4

5 13

1.

2.

out all jumps for good little old ones' San - ta Claus. joys.

4

17

21

*f* Ho, ho, ho! Who would - n't go! *p* Ho, ho, ho!

(prepare) (prepare)

① ② 3

Teacher Duet: (Student plays 1 octave higher)

R.H. L.H. *p* *mf* *p* *mf*

5 13 1. 2. 17 21 25 29

sub. *p* *mf*



Sightread one "stocking stuffer" a day while learning *Up on the Housetop*.  
Circle the stocking after sightreading!



*mf* (Ho, ho, ho! Who would - n't go!)



3 on \_\_\_?

*mf* (Out jumps good old San - ta Claus.)



(Down through the chim - ney with lots of toys.)

*mf*

1 on \_\_\_?



Circle all the 4ths in the "stocking stuffer" above



In *Up on the Housetop*, put a ✓ above each measure with this rhythm:

Hint: There are 5 measures

# We Three Kings of Orient Are



Words and Music by  
J.H. Hopkins, Jr.

Flowing smoothly

3 on \_\_\_? repeat!

*mf* We bear three kings gifts, of we O - ri - ent are  
trav - erse a - far.

3 on \_\_\_?

9 13

Field and foun - tain, moor and moun - tain, fol - low - ing

18 22 1

yon - der star. Oh, Star of won - der,  
*f* Star of roy - al

2/4 1 3 5

Teacher Duet: (Student plays 1 octave higher)

R.H. 1. 2. 9

L.H. *p* with pedal 5

13 18 22

26 30

*mp* mf



Repeat from measure 18. 26

move ① to A

①  
3  
5

move ① to A

Sightread one “stocking stuffer” a day while learning *We Three Kings of Orient Are*.

Circle the stocking after sightreading!



(“variations” for sightreading)

DAY 1

3 on \_\_\_?

DAY 2

mf (Field and foun - tain, moor and moun - tain.)

1 on \_\_\_?

DAY 3

mf (Star of roy - al beau - ty bright!)

DAY 4

Write the counts “1 - 2 - 3” under the beats for Day 3.

DAY 5

Circle the most common rhythm in *We Three Kings of Orient Are*.



# Deck the Hall



Traditional

Merrily  
5 on \_\_\_?

*mf* Deck 'Tis the halls with boughs of hol - ly,  
the the sea - son to be jol - ly,

$\frac{1}{3}$   
5 13

repeat!

Fa la la la la, la la la la.

(prepare L.H.)

move ① to B!

17 21

*mp* Don we now our gay ap - par - el, *grow louder* Fa la la *lift!*

4 3 1 4 3 2 1

Teacher Duet: (Student plays 1 octave higher)

R.H.  $\frac{3}{1}$  5 13

L.H. *mf* *mp* 3

17 21

25  $\frac{4}{2}$  29

*mf* rit.

25

la la la la la la. Troll the an - cient

3 2 1 2

1 3 5

*f* lift!

29

Yule - tide car - ol, Fa la la la la, la la la la la.

1 R.H. 5

L.H. 2 over rit.

2

Sightread one "stocking stuffer" a day while learning *Deck the Hall*.

Circle the stocking after sightreading!



("variations" for sightreading)

DAY 1

1 on \_\_\_?

*mf* (Deck the halls with boughs of hol - ly.)

DAY 2

*mf* (Fa la la la la la la la la.)

1 on \_\_\_?

DAY 3

2 on \_\_\_?

*mf* (Fa la la la la, la la la la.)

DAY 4

Circle all the 5ths in the "stocking stuffer" above.

DAY 5

Circle this rhythm each time it appears in *Deck the Hall*.  
 Hint: It occurs 6 times.



Teacher Note: Some students may wish to substitute the ♩ ♩ rhythm in measures 7, 12, and 19.

# O Come, All Ye Faithful

(Adeste Fideles)



Transcribed by F. Oakeley  
Wade's "Cantus Diversi"

Moderately

1 on \_\_\_?

*mf* O come, all ye faith - ful, joy - ful and tri - um - phant, O

3 on \_\_\_?

5

come ye, O come \_\_\_ ye to Beth - le - hem. *lift!*

9

5 4

Come and be - hold Him, born the King of an - gels. O *softly!*  
*p*

(prepare L.H.)

1 3 5 1 4 1

Teacher Duet: (Student plays 1 octave higher)

R.H.

L.H. *mf*

5 1 2 1

9 3 2 3 1 2 4

17 1 2 4 2 1 3 2 1

*p* *mp* *cresc.* *mf*

13 *a little louder* *big tone!*

come, let us a - dore Him, O *mf* come, let us a - dore Him, O *f*

17

come let us a - dore Him; Christ, the Lord.

$\frac{1}{3}$  (prepare) ①  $\frac{1}{3}$

Sightread one "stocking stuffer" a day while learning *O Come All Ye Faithful*.

Circle the stocking after sightreading!



("variations" for sightreading)

DAY 1

*mf* (Joy - ful and tri - um - phant, joy - ful and tri - um - phant.)

3 on \_\_\_?

DAY 2

*mf* (O come ye, O come ye to Beth - le - hem.)

1 on \_\_\_?

DAY 3

*f* (O come let us a - dore Him; Christ, the Lord.)

3 on \_\_\_? 1  $\frac{1}{3}$

DAY 4

*f* (O come let us a - dore Him; Christ, the Lord.)

3 on \_\_\_? 1  $\frac{1}{3}$

Circle a C chord in the carol.

DAY 5

*f* (O come let us a - dore Him; Christ, the Lord.)

3 on \_\_\_? 1  $\frac{1}{3}$

Circle and label a 2nd, a 3rd, a 4th, and a 5th in the "stocking stuffer" above.



# O Come, Little Children



Words and Music by  
Christoph von Schmidt and J.A.P. Schulz

**Gently**

5 on \_\_\_?      3      4      3 1

*mp* O      come, lit - tle      child - ren, from      cot      and from      hall.      O

1 on \_\_\_?  
5 on \_\_\_?  
optional pedal

5

5

come      to the      man - ger      in      Beth - le - hem's      stall.      There

*mf*

(optional)

9

3

meek - ly      He      li - eth, the      heav - en - ly      Child,      so

(prepare R.H.)

13

2

poor      and so      hum - ble, so      sweet      and so      mild.

*rit.*      *p*

Note: Teacher duet is at the bottom of page 15.



# CHILDREN'S STOCKING STUFFERS

Sightread one "stocking stuffer" a day while learning *O Come, Little Children*.

Circle the stocking after sightreading!

("variations" for sightreading)



DAY 1

5 on \_\_\_?




*mp* (O come, lit - tle child - ren, from cot and from hall.)



DAY 2

3 on \_\_\_?

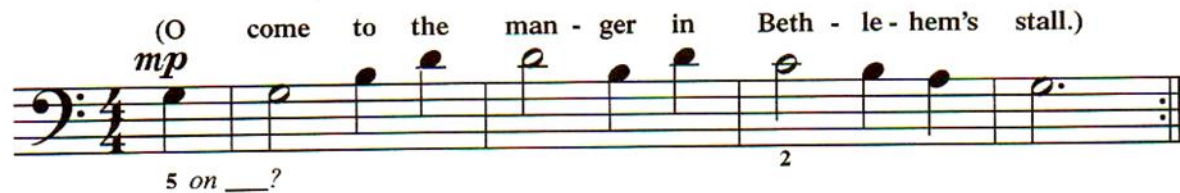


*mf* (There meek - ly He li - eth, the heav - en - ly Child.)



DAY 3

5 on \_\_\_?



*mp* (O come to the man - ger in Beth - le - hem's stall.)




DAY 4

Write the letter names beside each note for Day 1.




DAY 5

In *O Come, Little Children*, put a ✓ above each measure with this rhythm:



Hint: There are 12.

Teacher Duet for *O Come, Little Children*: (Student plays as written.)





# Jingle Bells



Words and Music by  
J. Pierpont

Lively 3 on \_\_\_?

*mf*

Dash - ing thru the snow in (a) one - horse o - pen sleigh;

5 4 on \_\_\_?

O'er the fields we go, laugh - ing all the way.

9

Bells on bob - tail ring, mak - ing spir - its bright; What

13

Cross L.H.  
over 2

fun it is to ride and sing a sleigh - ing song to - night! Oh!

Teacher Duet: (Student plays 1 octave higher)

1 9 R.H.

L.H. *p*

5 13

1. 2.

17

3

Jin - gle bells, jin - gle bells, jin - gle all the way;

*f*

3 1

21

4 3 3 2

*mf* Oh, what fun it is to ride in (a) one-horse o - pen sleigh! \_\_\_\_\_

1

25

*f* Jin - gle bells, jin - gle bells, jin - gle all the way;

29

*mf* Oh, what fun it is to ride in (a) one-horse o - pen sleigh! *f*

4

**For piano solo:** Continue on to page 18 for more “Jingle Bell” fun!  
**For duet:** End at measure 32.

17 25

21 29

*mp*

1. 2.

*f*



33 37

*f* (1 - 2 - 3 - 4) (1 - 2 - 3 - 4) *grow softer* *mp* *p* Jin - gle bells,

41

jin - gle bells, jin - gle all the way; Oh, what fun it

45

is to ride in (a) one - horse o - pen sleigh! — Jin - gle bells,

*grow louder* *f*

49

jin - gle bells, jin - gle all the way; Oh, what fun it is to ride in (a)

53

one - horse o - pen one - horse o - pen sleigh!

Sightread one "stocking stuffer" a day while learning *Jingle Bells*.

Circle the stocking after sightreading!



("variations" for sightreading)



3 on \_\_\_?

*mp* Jin - gle all the, *p* jin - gle, jin - gle, jin - gle all the way.



1 on \_\_\_?  
5 on \_\_\_?

*mf* Oh, what fun it is to ride in (a) one - horse o - pen sleigh!



5 on \_\_\_?

*mf* One - horse o - pen, one - horse o - pen sleigh.



5 on \_\_\_?  
1 on \_\_\_?

*f* Jin - gle bells, *p* jin - gle bells, *f* jin - gle all the way.



Can you sing page 17 of *Jingle Bells* without playing the piano?