

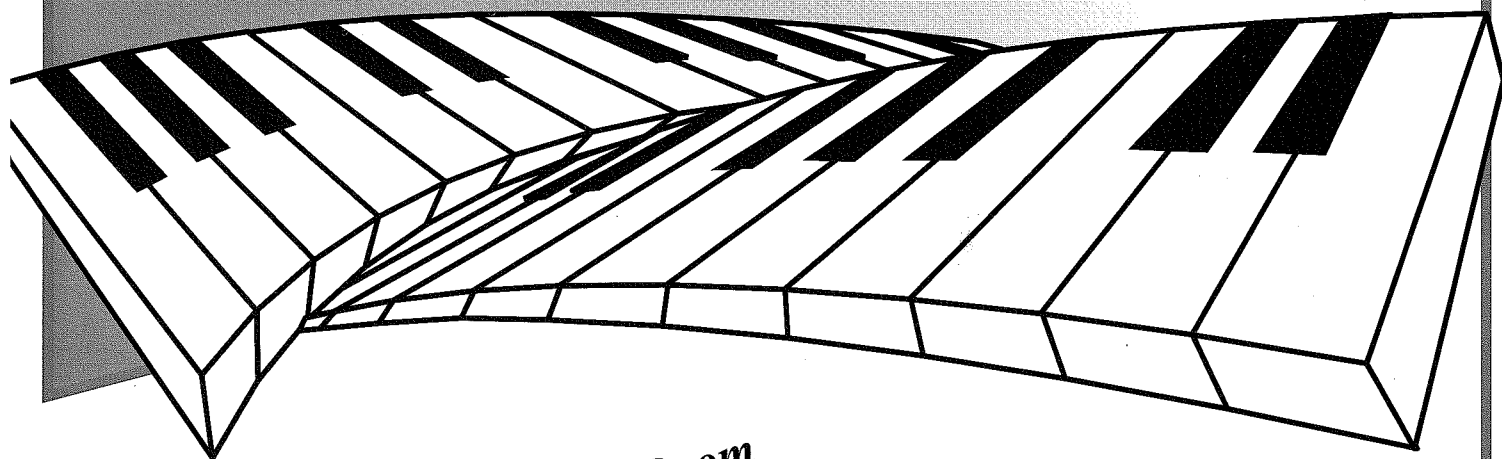
SPEELKLAAAR

eenvoudige bewerkingen voor:

- piano & keyboard
- aparte lead-sheet

met alle teksten en gitaarakkoorden

241
OKTOBER 2007



JIJ BENT ZO - Jeroen van de Boom

SHUT UP AND DRIVE - Rihanna

PUPPET ON A STRING - Sandie Shaw

RELAX TAKE IT EASY - Mika



B.V. Muziekuitgeverij XYZ
Ambachtsweg 42, 1271 AM Huizen-Holland
voor de handel European Music Centre-Huizen






RELAX, TAKE IT EASY

Tekst en muziek: M. Bomb
Pianobew.: Paul Natte






R & B Disco

♩ = 122


Gm  Cm 






2^{do}. per akkoord.....


1.   2.   Couplet 

Took a ride ————— to the



 Cm7  F 

end of the lane — Where no one e - ver goes. ————— En - ded up —



Gm Eb Cm7

— on a bro-ken— train— with no - bo - dy— I know.—

F Cm F

— But the pain— and the long - ing's the same.— When you're dy -

Gm Cm

ing— Now I'm lost— and I'm scream-

F Gm Cm7

ing for help— a - lone. Re - lax, take it ea - sy

Refrein

F **Dm** **Gm**

For there is no - thing that we — can't do. Re - lax, take it ea -

Cm7 **F** **Bb** **F/A**

sy Blame it on me or blame it — on you.

instr.
Gm **Cm7** **F** **Dm7**


It's as if I am

Bridge
Gm **Cm7** **F**

scared. It's as if I am ter - ri - fied. — It's as if I am scared. It's as if I am

Dm7 Gm Cm7

playing with fire. Scared. It's as if I am ter - ri - fied. — Are you scared?

F Dm7  Couplet Gm Eb

— Are we playing with fire? Re - lax There is an ans - wer

Cm7 F Gm

to the dark - est — nights. — It's clear we

Eb Cm7 F

don't un - der - stand — it, but the last thing on my mind — Is to leave.

Cm F Gm

- you. I be - lieve — that we're in — this to - ge - ther.

Cm7 F

Don't scream there are so — ma - ny roads — left. Re -

Refrein
Gm Cm7 F

lax, take it ea - sy For there is

Dm7 Gm Cm7

no - thing that we — can't do. Re - lax, take it ea - sy

F **1. B \flat** **F/A** **2. Dm7**

Blame it on me or blame it — on you. — me or blame it — on you



instr.
Gm **Cm7** **F**



1. Dm7 **2. Dm7** **Refrein**
Gm

Re - lax, take it ea -



Cm7 **F** **B \flat** **F/A**

sy For there is no - thing that we — can't do. Re -



Gm Cm7 F

lax, take it ea - sy Blame it on

Dm7 al ♩ ♩ Gm Cm7

me or blame it — on you. Re - lax, aah —

F 1. Dm7 2. Dm7

Re —



SHUT UP AND DRIVE

Tekst en muziek: Evan Rogers / Carl Sturken
Stephen Morris / Peter Hook
Bernard Sumner / Gillian Gilbert
Pianobew.: Paul Natte

Rock

$\text{♩} = 132$

F C D G C

ped. per akkoord.....

Couplet

1. D 2. D F C

I've been look - ing for a dri - ver who is

D G C D

qua - li - fied. — So if you think that you're the one step in - to my ride. — I'm a

F C D G C

fine tuned su - per - so - nic speed ma - chine, — with a sun - roof top and a

Bridge

D F C D

gang - ster lean — So if you feel me let me know, know, — know.

G C D F C

Come on now what you wait - ing for, for, — for. My en - gine's rea - dy to ex -

D G C D

plode, plode, — plode. So start me up and watch me go, go, go. Get you

Refrein

F C D G C

where you wan-na go if you know what I mean.- Got a ride that's smooth-er than a

D F C D

li-mous-ine.— Can you han-dle the curves? Can you run all the lights? If you

G C D F C

can ba-by boy then we can go all night.— Goes from ze-ro to six-ty in

D G C D

three point five.— Ba-by you got the keys.— Now shut up and drive,-

F

C

D

G

C



drive, — drive, — drive. — Shut up and drive, — drive, — drive,

1. D

2. D

D7



drive. — I got drive — Cos you play that game, got what

G/D

Gm/D



D

D7

I got (Get it, Get it) Don't stop, it's a sure shot. Ain't no Fer - ra - ri huh boy I'm

G/D

Gm/D

D

sor - ry. I ain't e - ven wor - ried So step in - side and ride, and

F C D G C D

ride, ride, ride, ride, ride...etc

D

So if you feel me let me know, know, - know. Come on now what you wait - ing

for, for, - for. My en - gine's rea - dy to ex - plode, plode, - plode.

al \oplus \oplus D

So start me up and watch me go, go, go. Get you drive. - Shut up and drive,

F C D G C D

drive, drive, drive. Shut up and drive, drive, drive, drive.

instr.

F C D G C D

2. I got class like a '57 Cadillac.
Got all the drive but a whole lot of boom in the back.
You look like you can handle what's under my hood.
You keep saying that you will boy I wish you would.



JIJ BENT ZO

Rock

♩ = 126

Tekst en muziek: Kike Santander

Nederlandse tekst: T. Neef

Pianobew.: Paul Natte



Em



C



G



D

Em

C

G

Musical score for the first system, including guitar chords and piano accompaniment. The system consists of three staves: a guitar staff with chord diagrams and chord names (Em, C, G, D, Em, C, G), a vocal staff with a treble clef and a piano staff with a grand staff (treble and bass clefs). The key signature is one sharp (F#) and the time signature is 4/4. The music features a rhythmic pattern of eighth and quarter notes.

ped. per akkoord.....

D

C

Couplet

G

Musical score for the second system, including guitar chords and piano accompaniment. The system consists of three staves: a guitar staff with chord diagrams and chord names (D, C, Couplet, G), a vocal staff with a treble clef and a piano staff with a grand staff (treble and bass clefs). The key signature is one sharp (F#) and the time signature is 4/4. The music features a rhythmic pattern of eighth and quarter notes.

Zeg ik nee, zeg jij ja—

D



Am7

C

Musical score for the third system, including guitar chords and piano accompaniment. The system consists of three staves: a guitar staff with chord diagrams and chord names (D, Am7, C), a vocal staff with a treble clef and a piano staff with a grand staff (treble and bass clefs). The key signature is one sharp (F#) and the time signature is 4/4. The music features a rhythmic pattern of eighth and quarter notes.

— en wil ik gaan sla - pen, wil jij in - eens graag— en oh—

G D Am7

Zeg ik stop, ga jij toch — nog e - ven door. — En ik

C (alleen 2e keer.....) Bridge C

krijg geen ge - hoor. — (ook al doet het soms zeer) — Ooh, stroomt het bier uit de kraan —

D Bm Em

— wil jij — naar huis. — Zeg ik la - ter we gaan, — geef jij — niet thuis. —

Refrein C D G

— Maar het kan me niet sche - len want — jij bent — zo. Ik heb —

D Am7 C

— je dan nooit an - ders ge - kend — en zo zou 'k jou — het lief - ste hou - den. Jij bent —

G D Am7

— zo, — met jou — ver - veel ik me geen mo - ment — en ohh, daar - voor

C G D

doe je echt geen moei - te. Je bent — zo, ik raak — ge - woon nooit aan je ge - wend —

Am7 1. C Em C G

— zo. Wil ik ver - der le - ven sa - men met jou. —

D Em C G G D C

The first system of the musical score consists of three staves. The top staff is a vocal line in treble clef with a key signature of one sharp (F#). It contains three measures of whole rests. The middle and bottom staves are piano accompaniment in treble and bass clefs, respectively. The piano part features a rhythmic pattern of eighth and sixteenth notes, with chords corresponding to the chord symbols above.

2. C G

The second system of the musical score consists of three staves. The top staff is a vocal line in treble clef with a key signature of one sharp (F#). It contains two measures of whole rests, followed by a second ending marked '2.' with a repeat sign. The lyrics 'ver - der le - ven sa - men met jou.' are written below the vocal line. The middle and bottom staves are piano accompaniment in treble and bass clefs, respectively. The piano part features a rhythmic pattern of eighth and sixteenth notes, with chords corresponding to the chord symbols above.

D Am7 instr. C

The third system of the musical score consists of three staves. The top staff is a vocal line in treble clef with a key signature of one sharp (F#). It contains two measures of whole rests, followed by a measure with a melodic line, and then a measure with a whole rest. The middle and bottom staves are piano accompaniment in treble and bass clefs, respectively. The piano part features a rhythmic pattern of eighth and sixteenth notes, with chords corresponding to the chord symbols above. The word 'instr.' is written above the piano part in the second measure.

G D Am7

The fourth system of the musical score consists of three staves. The top staff is a vocal line in treble clef with a key signature of one sharp (F#). It contains three measures of whole rests. The middle and bottom staves are piano accompaniment in treble and bass clefs, respectively. The piano part features a rhythmic pattern of eighth and sixteenth notes, with chords corresponding to the chord symbols above.

instr.

C

G

D

1.
Am7

C

2.
Am7

$\text{\textcircled{S}}$ al $\text{\textcircled{\Phi}}$

en ik wil je echt niet an - ders

$\text{\textcircled{\Phi}}$

C

G

D

ver - der le - ven sa - men met jou.

Am7

C

G

D

Jij bent — zo, — met jou — ver - veel ik me geen mo - ment

Am7 C G

— en ohh Je bent — zo, ik raak —

D Am7 C G

— ge - woon nooit aan je ge-wend — zo. Wil ik ver - der le - ven sa - men

2. Zal ik jou ooit begrijpen?

Ik zou het niet willen ik hou van je grillen
 Jij, maakt dat ik nooit een dag niet heb geleefd.
 Dus verras me maar weer,
 Ook al doet het soms zeer.
 Er is wit in de mode, draag jij zwart
 Weet je het zeker, dan nog volg jij je hart,
 Iedereen zou zich schamen maar,

PUPPET ON A STRING

Tekst en muziek: Phil Coulter / Bill Martin
Juan Marandez / Jay Ferne
Pianobew.: Paul Natte

♩ = 120



Introduction section with piano accompaniment in 4/4 time. The right hand plays chords, and the left hand plays a steady eighth-note bass line.

And. per akkoord.....

Refrein

First line of the chorus with lyrics: "I won-der if one day that you say that you care. if you say you love me". Includes guitar chord diagrams for C and G7.

Second line of the chorus with lyrics: "mad-ly, I glad-ly be there, like a pup-pet on a string". Includes guitar chord diagrams for G7 and C.



Couplet

G

F

G

C

G

Love is just like a mer-ry go round With

all the fun on the fair— one day I'm feel-ing down on the ground,

then I'm up in the air— Are you lead-ing me on, to -

mor-row will you be gone— I

Refrein

C

G7 C G7

won-der if one day that you say that you care. if you say you love me mad-ly, I glad-ly be

C G7

there, like a pup-pet on a string

1. F G

2. G al Φ

G C

like a pup-pet on a string

2. I may win on the roundabout,
 Then I loose on the swings.
 In or out there is never a doubt,
 Just who's pulling the strings.
 I'm all tied up in you,
 But where's it leading me to.



RELAX, TAKE IT EASY

R & B Disco

Tekst en muziek: M. Bomb

♩ = 122

Intro

Gm Cm

1. Dm Dm7 **2.** Dm Dm7 **Couplet** Gm

Took a ride ————— to the

E♭ Cm7 F

end of the lane — Where no one e - ver goes. — En - ded up —

Gm E♭ Cm7

— on a bro - ken — train — with no - bo - dy — I know. —

F Cm F

— But the pain — and the long - ing's the same. — When you're dy -

Gm Cm

ing — Now I'm lost — and I'm scream -

Refrein F Gm Cm7

ing for help — a - lone. Re - lax, take it ea - sy

F Dm Gm

For there is no - thing that we — can't do. Re - lax, take it ea -

Cm7 F B♭ F/A

sy Blame it on me or blame it on you.

instr. Gm Cm7 F Dm7

It's as if I am

Bridge Gm Cm7 F

scared. It's as if I am ter-ri-fied. It's as if I am scared. It's as if I am

Dm7 Gm Cm7

playing with fire. Scared. It's as if I am ter-ri-fied. Are you scared?

F Dm7 **Couplet** Gm E♭

Are we playing with fire? Re-lax There is an answer

Cm7 F Gm

to the dark-est nights. It's clear we

E♭ Cm7 F

don't understand it, but the last thing on my mind Is to leave.

Cm F Gm

you. I believe that we're in this together.

Cm7 F

Don't scream there are so many roads left. Re-

Refrein

Gm Cm7 F

lax, take it ea - sy For there is

Dm7 Gm Cm7

no - thing that we — can't do. Re - lax, take it ea - sy

F 1. Bb F/A 2. Dm7

Blame it on me or blame it — on you. — me or blame it — on you

instr.

Gm Cm7 F

1. Dm7 2. Dm7 **Refrein** Gm

Re - lax, take it ea -

Cm7 F Bb F/A

sy For there is no - thing that we — can't do. Re -

Gm Cm7 F

lax, take it ea - sy Blame it on

Dm7 al $\text{\textcircled{+}}$ $\text{\textcircled{+}}$ Gm Cm7

me or blame it — on you. Re - lax, aah —

F 1. Dm7 2. Dm7

Re —

SHUT UP AND DRIVE

Rock

Tekst en muziek: Evan Rogers / Carl Sturken
Stephen Morris / Peter Hook
Bernard Sumner / Gillian Gilbert

♩ = 132

Intro

F C D G C 1. D

Couplet

2. D F C D G C

I've been look-ing for a dri-ver who is qua - li-fied. — So if you think that you're the one step in -

D F C D G C

to my ride. — I'm a fine tuned su-per-so-nic speed ma-chine, — with a sun - roof top and a

Bridge

D F C D G C

gang-ster lean — So if you feel me let me know, know, — know. Come on now what you wait-ing

D F C D G C

for, for, — for. My en-gine's rea-dy to ex - plode, plode, — plode. So start me up and watch me

Refrein

D F C D G C

go, go, go. Get you where you wan-na go if you know what I mean. — Got a ride that's smooth-er than a

D F C D G C

li-mous-ine. — Can you handle the curves? Can you run all the lights? If you can ba-by boy then we can

D F C D G C

go all night. — Goes from ze-ro to six - ty in three point five. — Ba-by you got the keys. —

D F C D G C

Now shut up and drive,— drive,— drive, drive.— Shut up and drive,— drive,— drive,

1. D 2. D D7 G/D

drive.— I got drive— Cos you play that game, got what I got (Get it, Get it)

Gm/D D D7 G/D

Don't stop, it's a sure shot. Ain't no Fer - ra - ri huh boy I'm sor - ry. I ain't e - ven

Gm/D D F C D

wor - ried So step in - side and ride, and ride, ride, ride, ride, ride...etc

G C D D

So if you feel me let me know, know,— know.

Come on now what you wait-ing for, for,— for. My en-gine's rea-dy to ex - plode, plode,— plode.

al

So start me up and watch me go, go, go. Get you drive.— Shut up and drive,

F C D G C D

drive,— drive, drive. Shut up and drive,— drive,— drive, drive, drive.

instr. F C D G C D A

2. I got class like a '57 Cadillac.
 Got all the drive but a whole lot of boom in the back.
 You look like you can handle what's under my hood.
 You keep saying that you will boy I wish you would.

PUPPET ON A STRING

♩ = 120



Tekst en muziek: Phil Coulter / Bill Martin
Juan Marandez / Jay Ferne


Intro

C 



Refrein

C  G7 



I _____ won - der if one day that you say that you

C G7 C



care. if you say you love me mad - ly, I glad - ly be there, like a pup - pet on a

G7  G  F  G



string

Couplet

C G




Love is just like a mer - ry go round With all the fun on the fair —

C G






one day I'm feel - ing down on the ground,

C F C



then I'm up in the air — Are you lead - ing me on, — to -


B  G Refrein  C




mor - row will you be gone




— won - der if one day that you say that you care. if you say you love me



mad - ly, I glad - ly be there, like a pup - pet on a string



1. F G 2. al



like a pup - pet on a string

2. I may win on the roundabout,
 Then I loose on the swings.
 In or out there is never a doubt,
 Just who's pulling the strings.
 I'm all tied up in you,
 But where's it leading me to.



JIJ BENT ZO

Rock

♩ = 126

Tekst en muziek:
Kike Santander

Intro

Em C G D Em C G

Couplet

G

zeg ik nee, zeg jij ja—

D Am7 C

— en wil ik gaan sla - pen, kom jij er eens graag— en oh—

G D Am7

— zeg ik stop, ga jij toch— nog e - ven door— en ik

C (alleen 2e keer.....) Bridge C

krijg geen ge - hoor— (ook al doet het soms zeer)— ooh, stroomt het bier uit de kraan—

D Bm Em

— wil jij— naar huis.— zeg ik la - ten we gaan,— geef jij— niet thuis—

Refrein

C D G

— maar het kan me niet sche - len want— jij bent— zo, ik heb—

D Am7 C

— je dan nooit an - ders ge - kend— en zo zou 'k jou— het lief - ste hou - den jij bent—

G D Am7

— zo, — met jou — ver - veel ik me geen mo - ment — en ohh, — daar - voor

C G D

doe je echt geen moei - te, je bent — zo, — ik raak — ge - woon nooit aan je ge - wend —

Am7 1. C Em C G

— zo. — wil ik ver - der le - ven sa - men met jou. —

D Em C G G D C

2. C G

ver - der le - ven sa - men met jou —


D instr. C

G D Am7


instr. C G D

1. Am7 2. Am7 al G


en ik wil je echt niet an - ders



ver - der le - ven sa - men met jou



— jij bent — zo, — met jou — ver - veel ik me geen mo - ment



— en ohh je bent — zo, ik raak —



— ge - woon nooit aan je ge - wend — zo. wil ik ver - der le - ven sa - men

2. zal ik jou ooit begrijpen?
ik zou het niet willen ik houd van je grillen
jij, maakt dat ik nooit een dag niet heb geleefd.
dus verras me maar weer,
ook al doet het soms zeer.
er is wit in de mode, draag jij zwart
weet je het zeker, dan nog volg jij je hart,
iedereen zou zich schamen maar,

Nieuw Verschenen:

Verkrijgbaar bij uw muziek-vakhandelaar



LEER JEZELF KEYBOARD

Leer keyboardmuziek lezen en spelen. Leer akkoorden, akkoordenschema's en meer dan 25 songs waarbij slechts 2 octaven worden gebruikt. Met CD en gratis DVD!!!

Slechts: € 21,95



ITALIAN CLASSICS

11 klassieke meesterwerken uit Italië bewerkt voor solostem met piano-begeleiding. Alle stukken staan zowel met als zonder solostem op de gratis meespeel-CD.

De volgende versies zijn verkrijgbaar:

- C (fluit) XYZ 1325
- C (viool/accordeon) XYZ 1326
- B^b (klarinet/trompet) XYZ 1327
- E^b (Alt-saxofoon) XYZ 1328
- C (trombone/tuba) XYZ 1329

Prijs: € 14,95



SPEEL BLUES EN ROCK

Methode voor lead gitaar. Door middel van oefeningen, loopjes en blues-schema's leer je de fijne kneepjes van blues-/rockgitaar. Zonder noten!

Bestelnr.: XYZ 1209

Prijs: € 16,95


JAN SMIT

ZIJN GROOTSTE HITS

12 van zijn allergrootste hits nu gebundeld in dit songboek voor piano en keyboard.

Bestelnr.: XYZ 1378

Prijs: € 16,95



NIEUW!

ride cymbal or crash cymbal

hi hat

toms

snare drum

bass drum

Begeleiding pianobewerking:

Jij bent zo

Relax, take it easy

Shut up and drive

Puppet on a string

LOEK VAN DER KNAAP SPEEL BLUES EN ROCK DL. 2

Na het overweldigende succes van SPEEL BLUES EN ROCK kon een 2e deel eenvoudigweg niet uitblijven. Het boek borduurt voort op deel 1 waarbij als extra naast de tabulatuur ook notenschrift wordt gebruikt voor diegenen die dat prefereren.

72 pagina's met meespeel CD
zie ook: www.loekvanderknaap.nl

Bestelnr.: XYZ 1330

Prijs: € 16,95



Info en abonnementen:

Tel: 035 - 6958599 - Fax: 035 - 6958999

Ambachtsweg 42, 1271 AM Huizen

E-mail: info@emcmusic.nl

Bezoek onze site: www.speelklaar.nl