


PIANO/VOCAL/CHORDS



VICTORY IN PRAISE  
MUSIC AND ARTS SEMINAR MASS CHOIR

ANY DAY

ANY  
DAY

# ANY DAY

By JOHN P. KEE

Moderately  $\text{♩} = 104$

N.C.





N.C.

Verse:



1.2. An - y day, the Lord shall come\_\_ to car - ry me home,\_\_ car -

C N.C. F/A Gm/Bb F/C Gm/Bb F/A Gm/Bb F/C Bb13(#11) Am7

ry me home. An - y day, the Lord shall come to car -

Dm7 G7 C Dm9 Db9 Cm7

ry me home, car - ry me home. Af - ter the dead in

Eb/F F Dm9 Db9 Cm7 Eb/F F Dm9 Db9

Christ shall rise, we who re-main and are still a - live,



af - ter the dead in Christ shall rise, — we who re-main and are

Chorus:

N.C.



N.C.



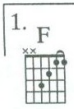
still a - live shall be caught — up, caught.



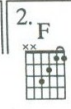
up. We shall be caught —



up to meet Him in the air.



N.C.



Bridge:



Com - ing like a thief in the night



one day, com - ing like a thief in the night

F/A Gm7(b5) F/C C/Bb F/A Gm7(b5)

one day, — com - ing like a thief in the night one day, —

B7(#5) E7(b9) Bb13(#11) F/A Eb9 D9 N.C.

com - ing just to car - ry His chil - dren a - way. — Caught —

*Chorus:*

Gm7 C/D D7(#9) Gm7

— up, caught — up,



we shall be caught up to meet Him in the air.



N.C.

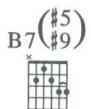
Bridge:



Altos:

Com - ing like a thief in the night

*f*



Sopranos:

one day, com - ing like a thief in the night one day,



Tenors:

All:

com - ing like a thief in the night one day, — com - ing like a thief in the night



N.C.

one day, — com - ing like a thief in the night one day, —

com - ing like a thief in the night one day, — com - ing like a thief in the night



N.C.

one day, — com - ing just to car - ry His chil - dren a - way. Caught —



Chorus:



up, caught up,



we shall be caught up to meet Him in the air.



N.C.



*mf*

E7 F7 E7 F7 E7 F7 E7 F7

The first system of music features a piano accompaniment in the left hand and a vocal line in the right hand. Above the staff, four guitar chord diagrams are shown for E7 and F7. The piano accompaniment consists of a steady eighth-note bass line in the left hand and a melody of chords in the right hand. The vocal line consists of a single note, G4, held for the duration of the system.

1. E7 F7 E7 F7 2. E7 F7 E7 F7

The second system includes two endings. The first ending is marked '1.' and the second is marked '2.'. Above the staff, guitar chord diagrams for E7 and F7 are provided for both endings. The piano accompaniment continues with the same rhythmic pattern as the first system. The vocal line consists of a single note, G4, held for the duration of the system.

E7 F7 E7 F7 E7 F7 E7 F7

An - y day.

The third system features a piano accompaniment and a vocal line. Above the staff, guitar chord diagrams for E7 and F7 are shown. The piano accompaniment continues with the same rhythmic pattern. The vocal line consists of a single note, G4, held for the duration of the system, with the lyrics 'An - y day.' written below it.

E7 F7 E7 F7 E7 F7 E7 F7

An - y day.

The fourth system features a piano accompaniment and a vocal line. Above the staff, guitar chord diagrams for E7 and F7 are shown. The piano accompaniment continues with the same rhythmic pattern. The vocal line consists of a single note, G4, held for the duration of the system, with the lyrics 'An - y day.' written below it.

E7 F7 E7 F7 E7 F7 E7 F7

An - y day, He shall come to car - ry me,

This system contains the first two lines of music. The top line is the vocal melody with lyrics. Above it are four guitar chord diagrams for E7, F7, E7, and F7, followed by another set of four for E7, F7, E7, and F7. The bottom two lines are the piano accompaniment, showing the right and left hands.

E7 F7 E7 F7

1. E7 F7 E7 F7

car - ry me, car - ry me home.

This system contains the second two lines of music. The top line is the vocal melody with lyrics. Above it are four guitar chord diagrams for E7, F7, E7, and F7, followed by a first ending bracket containing another four for E7, F7, E7, and F7. The bottom two lines are the piano accompaniment.

2. E7 F7 E7 F7 E7 F7 E7 F7

car - ry me home. An - y day.

This system contains the third two lines of music. The top line is the vocal melody with lyrics. Above it are four guitar chord diagrams for E7, F7, E7, and F7, followed by another set of four for E7, F7, E7, and F7. The bottom two lines are the piano accompaniment.

E7 F7 E7 F7 E7 F7 E7 F7

An - y day.

This system contains the first two measures of the piece. It features a vocal line with lyrics, a guitar line with chord diagrams for E7 and F7, and a piano accompaniment with treble and bass staves.

E7 F7 E7 F7 Gb7 F7 Gb7 F7 Gb7

An - y day.

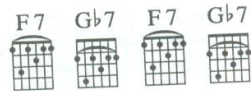
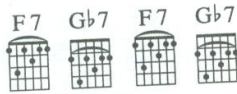
*f*

This system contains the next two measures. It includes a key signature change to three flats (B-flat major/C minor) and a dynamic marking of *f* (forte) in the piano accompaniment.

F7 Gb7 F7 Gb7 Gb7 F7 Gb7 F7 Gb7

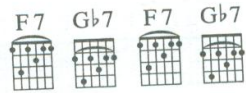
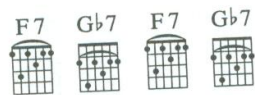
An - y day.

This system contains the final two measures of the piece, continuing the key signature of three flats.



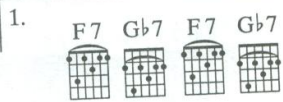
Musical staff with lyrics: An - y day,

Piano accompaniment for the first system



Musical staff with lyrics: He shall come to car - ry me, car - ry me,

Piano accompaniment for the second system



Musical staff with lyrics: car - ry me home. car - ry me home.

Piano accompaniment for the third system

Guitar chords: G11, Db9, C9, D7(#5), G11, Db9

Musical notation for the first system, featuring piano accompaniment in the bass clef and a treble clef staff with chords and rests.

Guitar chords: C9, D7(#5), G11, Db9, C9, D7(#5)

Com - ing! He is

Musical notation for the second system, including piano accompaniment and vocal lines with lyrics "Com - ing! He is".

Guitar chords: G11, Db9, 1.-5. C9, D7(#5)

com - ing!

Musical notation for the third system, including piano accompaniment and vocal lines with lyrics "com - ing!".

Guitar chords: 6. C9, D7(#5), Gm

Com - ing!

*ff*

Musical notation for the fourth system, including piano accompaniment and vocal lines with lyrics "Com - ing!". The piano part ends with a forte (*ff*) dynamic marking.