

Т. И. Смирнова

ALLEGRO

Фортепиано
Интенсивный курс

ТЕТРАДЬ № 11

Даниил Крамер

**ЗОЛОТЫЕ
ТЕМЫ ДЖАЗА**

Обработки и импровизации

Москва 1996

Смирнова Т. И. Фортепиано. Интенсивный курс. Пособие для преподавателей, детей и родителей. — Нотное приложение. Тетрадь 11. Даниил Крамер. Золотые темы джаза. Обработки и импровизации. — 1996 г.

Этим сборником мы начинаем публикацию серии, которая в комплексе будет представлять из себя своего рода школу джазовой и эстрадно-джазовой музыки для различных классов ДМШ и всех любителей этого замечательного вида искусства. Мы надеемся также, что эти сборники во многом помогут вам в овладении искусством импровизации. Автор этих пьес старался в доступной для учащихся и педагогов манере раскрыть многие секреты фортепианных джазовых фактур, джазовых ладов, технические приемы, особенности джазовой аппликации.

Отобранные темы входят в так называемый золотой фонд джазовой музыки, иногда их называют „вечно зелеными”. К сборнику мы прилагаем специально записанную автором аудиокассету, которая очень помогает начинающим любителям джаза глубже понять и быстрее освоить предложенные пьесы.

Если Вы желаете глубже освоить данную методику, получить дополнительную информацию, приобрести учебные кассеты с записью джазовых произведений, сделать заявки на следующие выпуски, звоните по телефону 412-86-57.

Желаем успехов.

Формат 60x84 1/8. Печать офсетная. Объем 6,0 печ. л.
Тираж 3000. Заказ 3681. Цена договорная.

Издательство ЦСДК лр № 062539
121614, Москва, Осенний бульвар, 12, 2, 47
Тел.: 412-86-57

Отпечатано с готовых диапозитивов
на ИПП "Подольская фабрика офсетной печати"

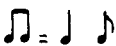
СОДЕРЖАНИЕ

<i>Дж. Шёнбергер</i>	
НАШЕПТЫВАЯ WHISPERING	4
<i>Д. Элингтон</i>	
В СЕНТИМЕНТАЛЬНОМ НАСТРОЕНИИ IN A SENTIMENTAL MOOD.....	7
<i>Т. Шапиро</i>	
ЕСЛИ БЫ ТЫ БЫЛА СО МНОЙ IF I HAD YOU	8
<i>Д. Элингтон</i>	
БЕЗ СВИНГА НЕТ МУЗЫКИ IT DON'T MEAN A THING IF IT AIN'T GOT THAT SWING.....	10
<i>Дж. Мак-Хью</i>	
НА СОЛНЕЧНОЙ СТОРОНЕ УЛИЦЫ ON THE SUNNY SIDE ON THE STREET.....	13
<i>Р. Роджерс</i>	
ГОЛУБАЯ ЛУНА BLUE MOON.....	16
<i>А. Джобим</i>	
ДЕВУШКА ИЗ ИПАНЕМЫ THE GIRL FROM IPANEMA.....	20
<i>У. Хенди</i>	
БЕСПЕЧНАЯ ЛЮБОВЬ CARELESS LOVE	24
<i>Б. Карлтон</i>	
ДЖА-ДА JA-DA	27

НАШЕПТЫВАЯ WHISPERING

Дж. ШЕНБЕРГЕР

Allegretto



The first system of musical notation consists of two staves. The upper staff is in treble clef and the lower staff is in bass clef. The key signature has two flats (B-flat and E-flat), and the time signature is common time (C). The music begins with a quarter rest in the bass staff, followed by a series of chords and moving lines. A dynamic marking of *mp* (mezzo-piano) is placed above the bass staff. Fingering numbers (1-5) are indicated below the bass staff for several notes.

The second system of musical notation continues the piece. It features a more active melodic line in the treble staff with slurs and accents. The bass staff continues with harmonic support. Fingering numbers are present below the bass staff.

The third system of musical notation shows further development of the melodic and harmonic themes. The treble staff has a series of eighth and sixteenth notes. The bass staff provides a steady accompaniment. Fingering numbers are indicated below the bass staff.

The fourth system of musical notation includes a dynamic marking of *mf* (mezzo-forte) in the bass staff. The melodic line in the treble staff becomes more prominent with slurs. The bass staff continues with chords and moving lines.

The fifth system of musical notation concludes the piece. The treble staff features a final melodic phrase with slurs and fingering numbers (1-5). The bass staff provides a final harmonic accompaniment.

First system of musical notation. The treble clef staff contains a melodic line with a triplet of eighth notes marked with a '3' above it. The bass clef staff contains a harmonic accompaniment. The key signature has two flats, and the time signature is 3/4.

Second system of musical notation. The treble clef staff continues the melodic line with various note values and rests. The bass clef staff continues the harmonic accompaniment. A 'V' marking is present in the bass staff.

Third system of musical notation. The treble clef staff features a melodic line with several slurs and fingerings. The bass clef staff continues the accompaniment. A dynamic marking of *mf* is present in the bass staff.

Fourth system of musical notation. The treble clef staff contains a highly technical melodic line with numerous slurs and fingerings (1-5). The bass clef staff continues the accompaniment.

Fifth system of musical notation. The treble clef staff continues the technical melodic line with slurs and fingerings. The bass clef staff continues the accompaniment.

First system of musical notation. The treble clef staff contains a melodic line with numerous fingerings (1-5) and slurs. The bass clef staff contains a harmonic accompaniment with chords and single notes.

Second system of musical notation. The treble clef staff continues the melodic line. The bass clef staff features a steady accompaniment. A dynamic marking of *mf* is present in the second measure.

Third system of musical notation. The treble clef staff shows more complex melodic patterns with many fingerings. The bass clef staff continues with a consistent accompaniment.

Fourth system of musical notation. The treble clef staff has a melodic line with slurs and fingerings. The bass clef staff has a harmonic accompaniment. Dynamic markings of *mp* and *mf* are present.

Fifth system of musical notation. The treble clef staff features a melodic line with slurs and fingerings. The bass clef staff has a harmonic accompaniment. Dynamic markings of *f* and *p* are present.

В СЕНТИМЕНТАЛЬНОМ НАСТРОЕНИИ IN A SENTIMENTAL MOOD

Moderato
(в стиле баллады)

Дюк ЭЛЛИНГТОН

The musical score is presented in five systems, each with a piano (right) and bass (left) staff. The key signature is B-flat major (two flats). The tempo is Moderato, and the style is ballad.

- System 1:** The piano part begins with a melodic line in the right hand, marked with fingerings 2 and 8. The bass part provides a harmonic accompaniment. Dynamics include *p* (piano).
- System 2:** The piano part features more complex melodic lines with fingerings 5, 2, 4, 5, and 1. The bass part continues with accompaniment. Dynamics include *n.p n.p n.p* (non-piano).
- System 3:** The piano part has a melodic line with a slur. The bass part continues with accompaniment. Dynamics include *n.p n.p n.p*.
- System 4:** The piano part has a melodic line with a slur. The bass part continues with accompaniment. Dynamics include *n.p n.p*.
- System 5:** The piano part features a melodic line with fingerings 5, 3, 4, 5, 4, 5, 5, 4, 5, 4, 3, 4, 1, 3, and 2. The bass part continues with accompaniment. Dynamics include *mf* (mezzo-forte) and *cresc.* (crescendo).

First system of piano accompaniment. The right hand features a melodic line with a forte (*f*) dynamic, followed by a *dim.* (diminuendo) section and a *sub. p* (subito piano) section. The left hand provides a steady accompaniment.

Second system of piano accompaniment. The right hand has a melodic line starting with a piano (*p*) dynamic. The left hand continues with a consistent accompaniment pattern.

Third system of piano accompaniment. The right hand has a melodic line with a *pp* (pianissimo) dynamic. The left hand continues with a consistent accompaniment pattern.

ЕСЛИ БЫ ТЫ БЫЛА СО МНОЙ

IF I HAD YOU

Moderato



Т. ШАПИРО

First system of the song. It includes a vocal line with lyrics and piano accompaniment. Dynamics include *pp*, *ad libitum ritard.*, *mp*, and *cresc.*. Fingerings are indicated with numbers 1-5.

Second system of the song. It includes a vocal line with lyrics and piano accompaniment. Dynamics include *dim.*. Fingerings are indicated with numbers 1-5.

2 3 4 2 1
1 1 2 1

p *m.p* *cresc.* *mf*

2

2 3 4 5
1 1 2 5

dim. *p*

3 3 3

8

8

p

4 5 4 5 4 5

cresc. *mf*

V

mf *f* *mf* *dim.*

5 3 2

3 3 3

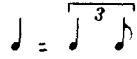
mp *p* *pp*

5 3 1 5 2 1
1 1

БЕЗ СВИНГА НЕТ МУЗЫКИ IT DON'T MEAN A THING IF IT AIN'T GOT THAT SWING

Д. ЭЛЛИНГТОН

Allegretto



First system of musical notation. The right hand features a melodic line with fingerings 5, 4, 5, 3, 2, 1, 5, 2, 3, 4. The left hand provides a harmonic accompaniment with chords and single notes.

Second system of musical notation. The right hand continues the melodic line with eighth and sixteenth notes. The left hand has a more active accompaniment with eighth notes.

Third system of musical notation. The right hand has a complex melodic line with many fingerings (2, 3, 4, 1, 2, 5, 4, 3, 2, 1, 4, 5, 4, 3, 2, 1, 3, 2, 1, 3, 5, 2, 4, 3, 1, 2, 4). The left hand accompaniment includes the dynamic marking *mp*.

Fourth system of musical notation. The right hand features a highly technical melodic line with many fingerings (3, 2, 1, 3, 4, 1, 2, 3, 4, 1, 2, 3, 5, 3, 2, 1, 4, 1, 2, 3, 5, 2, 3, 1, 2, 3, 5, 4, 3, 1, 2, 4). The left hand accompaniment includes the dynamic marking *mf*.

Fifth system of musical notation. The right hand continues with complex fingerings (5, 4, 3, 2, 1, 3, 1, 3, 2, 4, 1, 2, 3, 4, 1, 2, 3). The left hand accompaniment includes the dynamic marking *mp* and a *cresc.* (crescendo) instruction.

5 5 2 3 1 3 1 4 3 2 4 2 5 1 5 2 5

cresc. *f*

(1 2 3) 2 3 4 1

1 2 2

cresc.

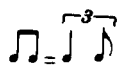
2 1 5 2 5 1 2 3

f

НА СОЛНЕЧНОЙ СТОРОНЕ УЛИЦЫ

ON THE SUNNY SIDE ON THE STREET

Moderato



Дж. МАК-ХЬЮ

First system of musical notation. The treble clef staff contains a sequence of chords and melodic fragments. Above the first two measures, fingerings are indicated: '3 2' above the first measure and '4 1 5' above the second measure. The bass clef staff provides a harmonic accompaniment with chords and moving lines.

Second system of musical notation. The treble clef staff features a melodic line with several slurs and accents. The bass clef staff continues the accompaniment with chords and moving lines.

Third system of musical notation. The treble clef staff shows a melodic line with slurs. The bass clef staff provides accompaniment. Fingerings '1 5 2' and '1 5 (6)' are noted above the final two measures of the treble staff.

Fourth system of musical notation. The treble clef staff contains a melodic line with slurs and accents. Above the first measure, fingerings '5 3 1' are indicated. The bass clef staff provides accompaniment.

Fifth system of musical notation. The treble clef staff features a melodic line with many slurs and accents. Above the first measure, fingerings '2 1 3 2 1 5 3 4' are indicated. Above the second measure, '5' is written. Above the third measure, '4 2' is written. Above the fourth measure, '1 4 1' is written. Above the fifth measure, '4' is written. Above the sixth measure, '5' is written. Above the seventh measure, '4 5' is written. Above the eighth measure, '1 4' is written. Below the first measure, the fingering '(1 3 1 2)' is written. The bass clef staff provides accompaniment.

First system of musical notation. The treble clef staff contains a sequence of notes with fingerings: 3, 1, 4, 2, 3, 1, 5, 3, 5, 1, 2, 4, 1, 2, 4, 3, 1. The bass clef staff provides a harmonic accompaniment.

Second system of musical notation. The treble clef staff contains a sequence of notes with fingerings: 3, 4, 3, 1, 3, 2, 1, 3, 1, 5, 1, 2, 4, 3, 1. The bass clef staff provides a harmonic accompaniment.

Third system of musical notation. The treble clef staff contains a sequence of notes with fingerings: 3, 4, 3, 2, 1, 3, 2, 1, 2. The bass clef staff provides a harmonic accompaniment.

Fourth system of musical notation. The treble clef staff contains a sequence of notes with fingerings: 3, 4, 3, 2, 1, 3, 2, 1, 2. The bass clef staff provides a harmonic accompaniment.

Fifth system of musical notation. The treble clef staff contains a sequence of notes with fingerings: 3, 4, 3, 2, 1, 3, 2, 1, 2. The bass clef staff provides a harmonic accompaniment.

Sixth system of musical notation. The treble clef staff contains a sequence of notes with fingerings: 5, 2, 4, 3, 2, 5, 1, 4, 2, 3, 1, 3, 4, 5, 1, 4, 3, 2, 1, 3. The bass clef staff provides a harmonic accompaniment.

ГОЛУБАЯ ЛУНА BLUE MOON

Moderato  (переложение для 3-х рук)

Р. РОДЖЕРС



The musical score is arranged for three hands. It begins with a treble clef staff and two piano staves. The first system includes dynamics *mf* and *sub.p*. The second system has *mp* dynamics. The third system has *mp* dynamics. The fourth system has *mp* dynamics and includes a triplet in the right hand and a triplet in the left hand. The score ends with a fermata and a final chord.

First system of musical notation. It consists of three staves: a single treble clef staff at the top, and a grand staff (treble and bass clefs) below. The key signature has two flats (B-flat and E-flat). The first two staves are marked with a mezzo-forte (*mf*) dynamic. The music features a melodic line in the treble and a complex accompaniment in the bass.

Second system of musical notation, continuing from the first system. It maintains the same three-staff structure and key signature. The accompaniment in the bass staff shows more intricate chordal textures and rhythmic patterns.

Third system of musical notation. The dynamic marking changes to mezzo-piano (*mp*) for both the treble and bass staves. The melodic line in the treble staff features a long, flowing phrase with a slur. The bass staff continues with its accompaniment, including a triplet in the final measure.

Fourth system of musical notation. The treble staff features a melodic line with a crescendo hairpin and a fermata over the final note. The bass staff includes a triplet and concludes with a fermata. The system ends with a double bar line.

8-----

mp

mp

This system contains the first two systems of music. The top system features a treble clef with a melodic line starting on a whole note, followed by eighth notes and a triplet. The bottom system features a grand staff with a bass clef and a piano part consisting of chords and moving lines. A dashed line with the number '8' spans across the top of the first two systems.

8-----

mp

This system contains the third and fourth systems of music. The top system continues the melodic line with eighth notes and a triplet. The bottom system continues the piano accompaniment with chords and moving lines.

cresc.

cresc.

This system contains the fifth and sixth systems of music. The top system includes a triplet and a sequence of notes with fingerings: 5, 1, 2, 1, 2, 1. The bottom system continues the piano accompaniment. Both systems are marked with *cresc.*

mf

mf

This system contains the seventh and eighth systems of music. The top system features a complex melodic line with many notes and fingerings: 1, 4, 1, 5, 1, 2, 3, 4, 3, 2, 5, 1, 3, 5. The bottom system continues the piano accompaniment. Both systems are marked with *mf*.

First system of musical notation. It consists of three staves: a treble clef staff at the top, and a grand staff (bass and alto clefs) below. The music is in a key with two flats. The first staff contains a melodic line with eighth and sixteenth notes. The second and third staves contain accompaniment with chords and moving lines. The word "dim." is written in the right margin of both the first and second staves.

Second system of musical notation. It consists of three staves. The first staff has a melodic line with some rests. The second and third staves have accompaniment. The dynamic marking "p" (piano) is written in the right margin of the first and second staves. There are also some "v" markings above notes in the first and second staves.

Third system of musical notation. It consists of three staves. The first staff has a melodic line with a triplet. The second and third staves have accompaniment with chords. The dynamic marking "mp" (mezzo-piano) is written in the left margin of the first and second staves.

Fourth system of musical notation. It consists of three staves. The first staff has a melodic line with triplets and fingerings (1, 2, 3, 2, 1). The second and third staves have accompaniment with triplets and fingerings (2, 1, 3, 2, 1). The dynamic marking "p" is in the right margin of the first and second staves, and "ff" (fortissimo) is in the right margin of the second staff. There are also "v" markings above notes in the first and second staves.

* брать аккорд двумя руками

ДЕВУШКА ИЗ ИПАНЕМЫ THE GIRL FROM IPANEMA

Moderato

А. ЖОБИМ

The first system of musical notation consists of a grand staff with a treble clef on the upper staff and a bass clef on the lower staff. The key signature has two flats (B-flat and E-flat), and the time signature is common time (C). The upper staff begins with a whole rest, while the lower staff starts with a quarter note G2, followed by a series of eighth and quarter notes. A dynamic marking of *p* is placed in the lower staff.

The second system continues the piece. The upper staff features a series of chords and melodic lines, with a dynamic marking of *p* at the beginning and *cresc.* later in the system. The lower staff continues with a rhythmic accompaniment of quarter and eighth notes. Fingering numbers 2, 3, 2, and 1 are written below the first four notes of the lower staff.

The third system shows a change in dynamics. The upper staff begins with a *dim.* marking and features a melodic line with a slur. The lower staff has a complex accompaniment with many beamed notes. A *p* dynamic marking appears in the upper staff towards the end of the system.

The fourth system continues with a *mp* dynamic marking in the upper staff and a *cresc.* marking later. The musical texture remains consistent with the previous systems, featuring chords in the upper staff and a rhythmic accompaniment in the lower staff.

The fifth system concludes the piece. It features a *dim.* marking in the upper staff and a *p* marking later. The upper staff has a melodic line with a slur and a final flourish. The lower staff has a rhythmic accompaniment. Fingering numbers 1, 2, 3, 4, 1, 3, 4 are written above the final notes of the upper staff.

1 3

p

mp

5 2 5 1 2 5 2 5 1 2 5

2 2 1 1

4 2 1 4

mp

5 3 2 1 3 5 2 4 3 5 4 2 1

mp

3 2 1 5 3 4 2 1 2 1 5 3 4 2 5 3

4 1 2 3

5 1 2

mf

cresc.

5 3 1 5 1 2 4 5 4 3 1 2 4 1 2 5 4 3 2 1 3 2

3 1 2 3 3 1 2 5 4 3 5 4 2 1 3 4 2 5 3 1 23

5 4 3 5 4 1 4 3 2 4 3 2 4 1 3 1

mf mp

dim.

p

pp

БЕСПЕЧНАЯ ЛЮБОВЬ CARELLES LOVE

У. ХЕНДИ

Slow

The musical score is written for piano and bass. It consists of four systems of music. The first system begins with a piano (*p*) dynamic and includes a 12-measure rest in the bass staff. The second system continues the piece with various fingerings and dynamics. The third system features a *pp* (pianissimo) dynamic and a *sub. mp* (sub-mezzo-piano) dynamic. The fourth system concludes the piece with complex fingerings and dynamics. The score includes numerous musical notations such as slurs, accents, and dynamic markings.

First system of musical notation. The right hand features a melodic line with fingerings 3, 4, 5 and accents. The left hand has chords with dynamics *n.p.* and *p*.

Second system of musical notation. The right hand has a complex melodic passage with many fingerings (e.g., 2 3 1, 2 1, 5 3 5, 2 3 4, 5 1, 5 1, 4 1) and accents. The left hand has chords with dynamics *sub. mp*.

Third system of musical notation. The right hand continues the melodic line with fingerings (e.g., 1 2 3, 1 2, 1 2, 1 2) and accents. The left hand has chords with fingerings (e.g., 2, 1 3, 1 2, 1 2).

Fourth system of musical notation. The right hand has a melodic line with fingerings (e.g., 4 1, 2 1 2 3, 4 1, 2 1 2 3) and accents. The left hand has chords with fingerings (e.g., 1 2, 1 2).

Fifth system of musical notation. The right hand has a melodic line with fingerings (e.g., 1, 5 2 1, 4 3 4, 3 1, 5 2 1, 1 2) and accents. The left hand has chords with fingerings (e.g., 1 2, 1 2).

The first system of musical notation consists of two staves. The upper staff begins with a dashed line and the number '8', indicating an 8-measure rest. The melody is written in a treble clef with a key signature of two flats. Fingerings are indicated by numbers 1-5 above the notes. The lower staff provides a bass line accompaniment.

The second system continues the piece. The upper staff features a melodic line with various fingerings and accents (marked with a 'V' above notes). The lower staff continues the bass line accompaniment.

The third system shows the continuation of the melodic and bass lines. The upper staff uses slurs and ties to connect notes across measures. The lower staff maintains the accompaniment.

The fourth system begins with an 8-measure rest in the upper staff, indicated by a dashed line and the number '8'. The melody resumes with specific fingerings. The lower staff continues the bass line.

The fifth system concludes the page. It includes the tempo marking 'allarg.' and the dynamic marking 'p' (piano). The upper staff features a melodic line with slurs and fingerings. The lower staff provides the final accompaniment.

ДЖА-ДА

JA-DA

Б. КАРЛТОН

Moderato*



1-я импровизация

* Обозначение темпа условно. Темп выбирается, исходя из возможностей исполнителя.

The first system of music consists of two staves. The treble staff begins with a whole rest, followed by quarter notes G4, A4, and B4. The bass staff starts with a whole rest, followed by quarter notes G3, F3, and E3. The system concludes with a half note G4 in the treble and a half note E3 in the bass.

The second system continues the piece. The treble staff features a series of eighth notes with fingerings: 4, 2, 5, 4, 5, 3, 2, 1, 3, 5, 5, 4, 1, 4, 2, 4, 2, 1. A slur covers the notes from the 5th measure to the 10th. The bass staff provides a steady accompaniment with quarter notes.

The third system shows more complex textures. The treble staff has chords and melodic lines with fingerings like 1, 5, 4, 1, 5, 4, 1, 5, 4, 1. The bass staff continues with quarter notes and some chords.

2-я импровизация

The second improvisation section begins with a 'V' marking. The treble staff has a melodic line with fingerings 1, 2, 3, 1, 2, 5, 2, 1, 2, 1, 4, 5, 1, 3, 2. The bass staff has a simple accompaniment with quarter notes and rests.

The third system of the improvisation section features a melodic line in the treble with fingerings 1, 3, 1, 2, 3, 4, 1, 2, 1, 8, 4, 3, 2, 1, 2, 1, 3, 2, 1. A dashed line above the 8th measure indicates a repeat or continuation. The bass staff has chords and quarter notes.

The fourth system of the improvisation section continues the melodic development in the treble with fingerings 4, 3, 2, 1, 3, 2, 1, 3, 5, 1, 2, 1, 2, 3, 1, 3, 2, 1, 5. The bass staff provides harmonic support with chords and quarter notes.

First system of a piano score. The right hand features a melodic line with a trill marked 'V' and a descending scale with fingering 3 2 1 3 2 3 1 2 1. The left hand provides harmonic accompaniment with chords and single notes.

3-я импровизация

Second system of the piano score, labeled '3-я импровизация'. It begins with an 8-measure rest in the right hand. The right hand then plays a melodic line with various fingering patterns such as 1 1 5 3 1 and 1 5 2 1 2 5 2 1. The left hand continues with accompaniment.

Third system of the piano score. The right hand features a complex melodic line with many slurs and intricate fingering, including patterns like 2 3 1 2 1 3 4 5 and 1 2 1 3 4. The left hand provides a steady accompaniment.

Fourth system of the piano score. The right hand has a melodic line with a trill 'V' and a descending scale. The left hand includes a section marked 'n.p.' (non pedale) and continues with accompaniment.

Fifth system of the piano score. It starts with an 8-measure rest in the right hand. The right hand then plays a melodic line with complex fingering, including patterns like 4 1 3 4 1 3 1 and 4 2 3 1. The left hand continues with accompaniment.

4-я импровизация

The first system of musical notation consists of two staves. The upper staff is in treble clef and contains a series of chords and melodic fragments. The lower staff is in bass clef and features a more active melodic line with eighth and sixteenth notes. The key signature has one flat (B-flat).

The second system continues the piece. The bass staff includes several fingering numbers: 1, 4, 1, 4, 3, 1, 2, 3, 5, 1, 4, 1, 3. The upper staff continues with harmonic accompaniment.

The third system shows further development of the piece. The bass staff has fingering numbers: 1, 4(5), 5, 1, 2, 1, 4. The upper staff continues with chords and melodic lines.

The fourth system includes accents (marked with a 'V') over certain notes in both staves. The bass staff has fingering numbers: 1, 1, 2. The upper staff continues with harmonic accompaniment.

The fifth system features more complex fingering in the bass staff: 5, 2, 5, 2, 5, 2, 5, 5, 5, 2, 3, 1, 5, 3, 1, 2, 1. The upper staff continues with chords and melodic lines.

The sixth system concludes the piece. The bass staff has a dashed line connecting a note in the final measure to a note in the previous measure. The upper staff continues with harmonic accompaniment.

First system of musical notation. The treble clef staff contains a melodic line with a triplet of eighth notes (5, 3, 3) and a quarter note (1). The bass clef staff contains a bass line with a triplet of eighth notes (5, 1, 3) and a quarter note (3).

Second system of musical notation. The treble clef staff features a melodic line with a triplet of eighth notes. The bass clef staff contains a bass line with a triplet of eighth notes.

Third system of musical notation. The treble clef staff has a melodic line with a triplet of eighth notes and a quarter note (1). The bass clef staff contains a bass line with a triplet of eighth notes.

Fourth system of musical notation. The treble clef staff contains a melodic line with a triplet of eighth notes and a quarter note (1). The bass clef staff contains a bass line with a triplet of eighth notes. The dynamic marking *l.p.* is present.

Fifth system of musical notation. The treble clef staff contains a melodic line with a triplet of eighth notes and a quarter note (1). The bass clef staff contains a bass line with a triplet of eighth notes. The dynamic marking *ff* is present.