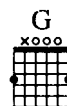

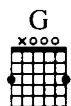
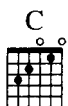


Again

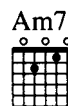


Words and Music by JANET JACKSON,
JAMES HARRIS III and TERRY LEWIS

Slowly





mf

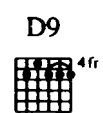
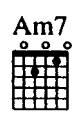
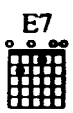
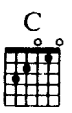
Pedal throughout



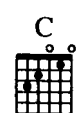
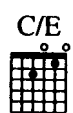
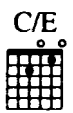
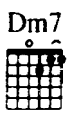
I heard from a friend to-day _ and she said you were _ in town. _ Sud - den -



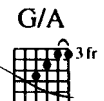
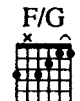
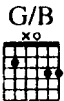
ly the mem - o - ries came back to me in my mind. _ How can



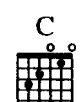

I be strong, I've asked my - self, — time and time — I've said — that I'll



nev - er fall in — love with you — a - gain. — A wound - ed



heart you gave, — my soul you took — a - way. — Good in -
lone a - gain, — did-n't think it'd come — to this. — And to



ten - tions, you — had man - y, I know you did, — I come from a
know it all — be-gan — with just a lit - tle kiss. — I've come — too

G/B



Bb



F/G



G/A



place that hurts — and God know's how — I've cried. —
close for hap-pi - ness to have it swept - a - way. —

And I
Don't think



Bb



F



F/G



G



Dm7



G/D



C



G



nev - er want _ to _ re - turn, nev - er fall a - gain. _
I can take the pain _ no, nev - er fall a - gain. _



Am7



F



C



G



Am7



F



Mak - ing love to you — felt so good and
Kind of late in the game and my heart is in —



C



Dm7/G



C



E7



oh, — so — right. How can I be strong, I've asked my - self, —
your — hands. Don't you stand there and then tell me you love



1. Am7 D9 Dm7 C/E F Dm7/G

time and time. I've said that I'll nev - er fall in love with you a - gain.

2. F C/E Dm C Am7 D9

freely

So here we are a - me then leave a - gain. 'Cause I'm

Dm7 C/E F Dm7/G

fall - ing in love with you a - gain.

F C/E Dm C C G Am7 F

Hold me, hold me,

Dm7 Dm/A G7sus4 G7/B Cmaj9

ne - ver see me cry - ing. Don't you ev - er think that I don't love you, that for one

G/D Em7 G/A

min - ute I for - got you. But some-times things don't work out right, and you just

Dm9 3fr Dm9/A G7sus4 G7/B Cmaj7

have to say good - bye.

G/D Em7 Em7/A Dm7 Dm7/A G7/B

repeat ad lib. to fade